

**Usmania Glass Sheet Factory Limited**  
Kalurghat I/A, Chattogram.

**Statements of profit or Loss & other Comprehensive Income (Un-Audited)**  
For the Half year (Q<sub>2</sub>) ended December 31,2020 (July 2020-December 2020)

Particulars	July 01, 2020 to December 31 2020	October, 2020 to December 31 2020	July 01, 2019 to December 31 2019	October, 2019 to December 31 2019	
	Half Year	03 Month	Half Year	03 Month	
	(LacTk)	(LacTk)	(LacTk)	(LacTk)	
<b>Sales revenue :</b>					
Less :Cost of Goods Sold	Note: 22	165.20	46.94	930.85	435.87
<b>Gross profit</b>		638.69	246.36	1,216.87	545.92
Add: Other Income		(473.49)	(199.42)	(286.02)	(110.05)
		3.75	1.50	33.00	13.00
		<b>(469.74)</b>	<b>(197.92)</b>	<b>(253.02)</b>	<b>(97.05)</b>
<b>Expenses :</b>					
Administrative Expenses		69.96	29.86	117.27	58.58
Selling & Dist. Expenses		17.96	7.74	33.04	16.53
Interest & Others financial expenses		43.70	22.40	21.26	10.71
Provision for CPPF		-	-	-	-
<b>Total Expenses</b>		131.62	60.00	171.57	85.82
Net Profit/(Loss) Before Tax		<b>(601.36)</b>	<b>(257.92)</b>	<b>(424.59)</b>	<b>(182.87)</b>
<b>(Less) : Provision for Income Tax :</b>					
Current Tax (As per Section 82C)		1.01	0.29	5.78	2.69
Deferred Tax Exp/(Income)		(18.63)	(10.00)	(11.83)	(4.91)
<b>Net Profit/(Loss)after Income Tax :</b>		<b>(583.75)</b>	<b>(248.22)</b>	<b>(418.54)</b>	<b>(180.65)</b>
<b>Earnings per share(EPS)-Basic/Restated) Tk.</b>		<b>(3.35)</b>	<b>(3.35)</b>	<b>(2.40)</b>	<b>(1.04)</b>
Diluted Earnings per share		N/A	N/A	N/A	N/A


**Statement of Cash Flows (Un-Audited)**


For the Half year (Q<sub>2</sub>) ended December 31,2020 (July 2020-December 2020)


Particulars	July 01, 2020 to December 31 2020	July 01, 2019 to December 31 2019
	06 Month	06 Month
	(LacTk)	(LacTk)
Cash receipts from sales of Goods	165.20	930.85
Cash receipts from other revenue	3.75	33.00
Payment for Cost & Expense	(455.30)	(1,508.65)
<b>A. Cash Flows from operating activities :</b>	<b>(286.35)</b>	<b>(544.80)</b>
Acquisition of fixed Assets	-	(1.24)
Sales of Fixed assets,others long term assets	-	-
<b>B. Cash Flows from investing activities :</b>	-	(1.24)
Dividend Paid	-	-
Long term/Short term Loan payment	-	-
C.P.P.F Paid	-	-
Loan from BCIC & Others	-	-
<b>C. Cash flows from financing activities :</b>	-	-
<b>Net Cash in flow/(outflow) for the Half year (Q<sub>2</sub>) (A+B+C) :</b>	<b>(286.35)</b>	<b>(546.04)</b>
Opening Cash & Bank Balances	399.42	889.89
Closing Cash & Bank Balances	113.07	343.85
<b>Net Operating Cash Flows Per Share (NOCFPS) :</b>	<b>(1.64)</b>	<b>(3.13)</b>

  
31.07.2024  
Accounts Officer

  
31/01/21  
Company Secretary & CFO

  
31/07/2022  
Managing Director & CEO

  
31.01.21  
Director

  
31/07/2022  
31.07.2022  
Chairman